

TRILUX
SIMPLIFY YOUR LIGHT.

HCL
BASIC STARTER KIT

trilux.com/hcl-starter-kit



HCL BASIC STARTER KIT

THE SIMPLE INTRODUCTION
TO HCL LIGHTING

An ideal refurbishment solution: With the Starter Kit, almost any room can be quickly and easily equipped or upgraded with an HCL solution even in refurbishment cases because only a 3-core cable is required for the room supply line.

Plug & play: Installing the Starter Kit is especially simple. Active luminaires and the control unit are connected to the circuit. The luminaires, the sensor and the push-button are then connected to each other via the control unit. This saves both time and money.

Quick commissioning: The control system included in the package is supplied with a factory pre-programmed HCL curve. Complex commissioning of the system is therefore no longer required.

Always the right light: When the system is switched on, the light colour automatically adjusts to the current time of day. In this way, the user always receives the right light at the right time.

Efficient: Thanks to presence- and daylight sensors, precisely the amount of artificial light actually needed is added. This saves energy and costs.

What includes the HCL Basic Starter Kit?

The **HCL Basic Starter Kit Master Package** forms the basis for equipping standard rooms and contains the following components:

- 4 ArimoS CDP Active luminaires
- 1 daylight- and presence sensor
- 1 LiveLink Basic HCL control unit

In addition, the master package can be supplemented by one of the two expansion sets HCL Basic Starter Kit Arimo Slave 2 or HCL Basic Starter Kit Arimo Slave 4.

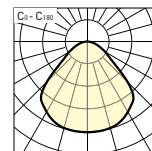
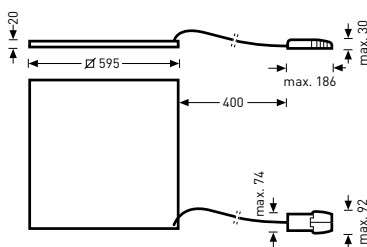
The **HCL Basic Starter Kit Slave 2 Package** contains

- 2 ArimoS CDP Active luminaires
- 1 presence sensor
- 1 Y connector

The **HCL Basic Starter Kit Arimo Slave 4 Package** contains

- 4 ArimoS CDP Active luminaires
- 1 presence sensor
- 1 Y connector

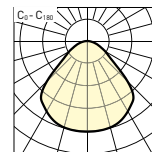
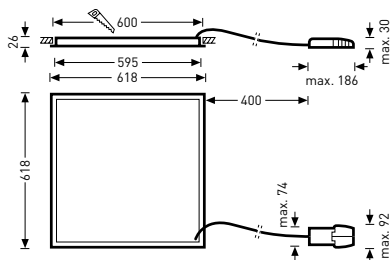
HCL Basic Starter Kit ArimoS CDP M73



Reference	TOC	...ETDD	☼	EEC	W	≈kg
Master Package M73						
HCL Basic Starter Kit Arimo M73 Master	72 269...	...51	4 x 4,000 lm	A++/A+/A	4 x 40	20.0
Slave2 Package M73						
HCL Basic Starter Kit Arimo M73 Slave2	72 273...	...51	2 x 4,000 lm	A++/A+/A	2 x 40	10.0
Slave4 Package M73						
HCL Basic Starter Kit Arimo M73 Slave4	72 271...	...51	4 x 4,000 lm	A++/A+/A	4 x 40	20.0
Single luminaire M73						
ArimoS Act M73 CDP LED4000...	69 758...	...51	4,000 lm	A++/A+/A	40	5.0

If you need an uneven number of luminaires, you can purchase one additional ArimoS CDP Active luminaire separately.

HCL Basic Starter Kit ArimoS CDP M84

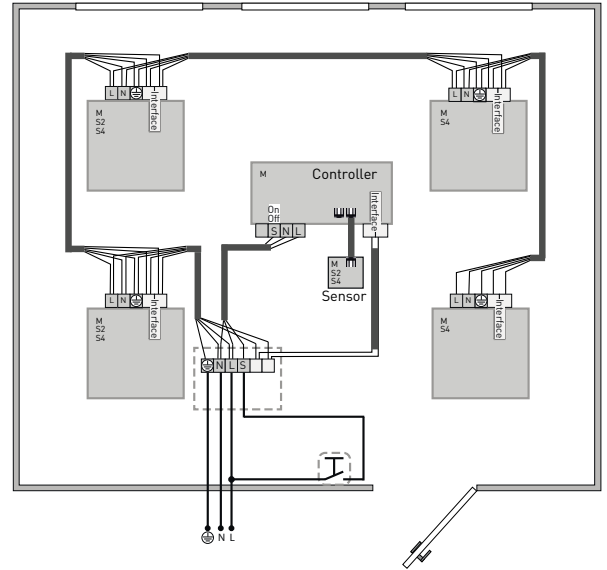


Reference	TOC	...ETDD	☼	EEC	W	≈kg
Master Package M84						
HCL Basic Starter Kit Arimo M84 Master	72 268...	...51	4 x 4,000 lm	A++/A+/A	4 x 40	22.4
Slave2 Package M84						
HCL Basic Starter Kit Arimo M84 Slave2	72 272...	...51	2 x 4,000 lm	A++/A+/A	2 x 40	11.2
Slave4 Package M84						
HCL Basic Starter Kit Arimo M84 Slave4	72 270...	...51	4 x 4,000 lm	A++/A+/A	4 x 40	22.4
Single luminaire M84						
ArimoS Act M84 CDP LED4000...	69 759...	...51	4,000 lm	A++/A+/A	40	5.6

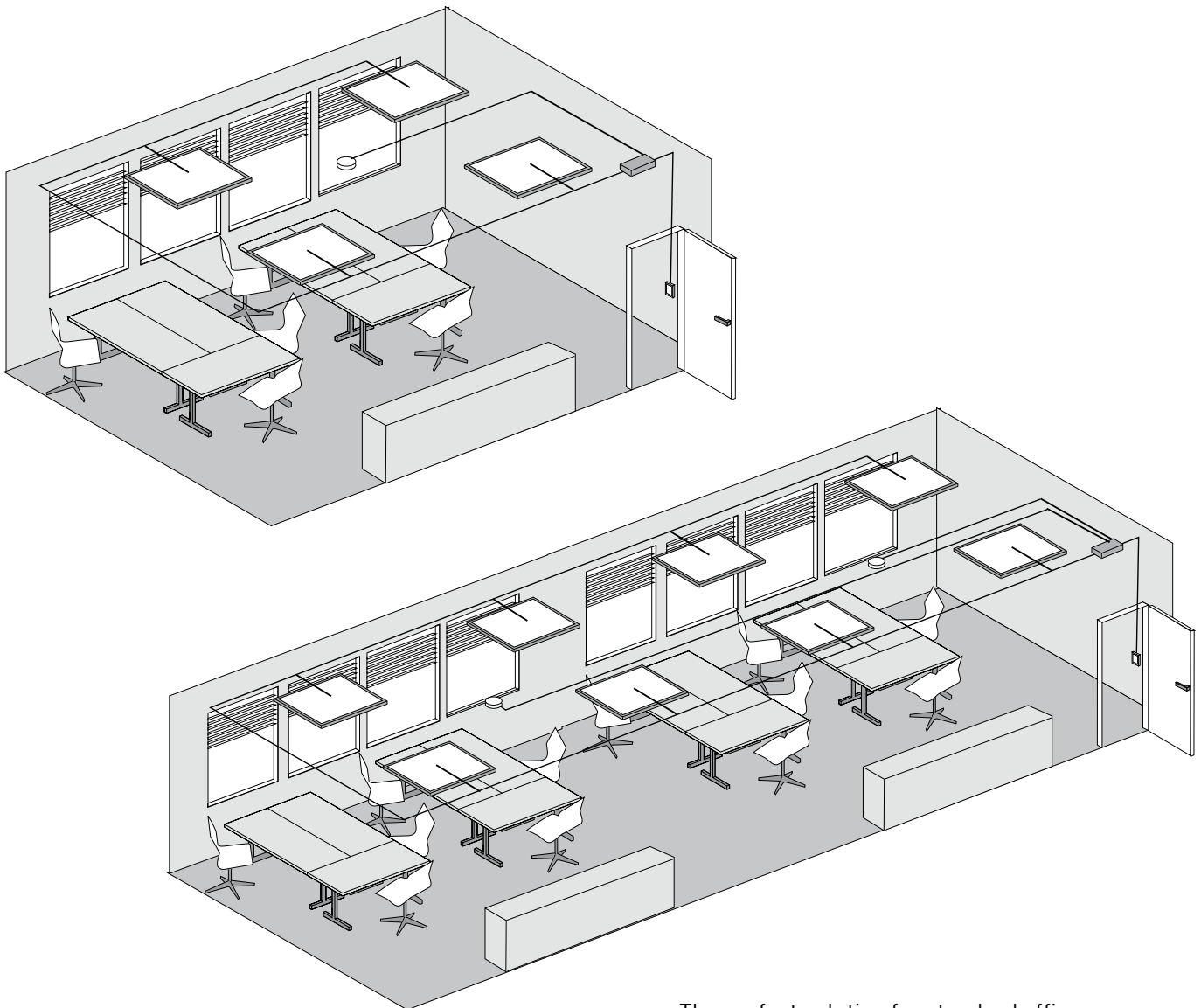
If you need an uneven number of luminaires, you can purchase one additional ArimoS CDP Active luminaire separately.

INSTALLATION AND COMMISSIONING

The installation and commissioning of the HCL Basic Starter Kit is especially simple. The Active luminaires and the control unit are connected to the circuit. The luminaires, the sensor and the push-button are then connected to each other via the control unit. In keeping with „Simplify Your Light“, the control system included in the HCL Basic Starter Kit is supplied with a factory pre-programmed HCL curve. In this way the system can be put into operation without any time-consuming programming. During switch-on the curve automatically adapts to the specific light colour of the current time of day.



Planning examples



The perfect solution for standard offices, meeting rooms, small sales spaces, law firms and treatment rooms in medical practices.

CONTACTS

TRILUX GmbH & Co. KG

Heidestraße · D-59759 Arnsberg
Postfach 19 60 · D-59753 Arnsberg
Tel. +49 29 32.3 01-0
Fax +49 29 32.3 01-3 75
sales@trilux.com
www.trilux.com

TRILUX LIGHTING LIMITED

TRILUX HOUSE, Winsford Way
Boreham Interchange
Chelmsford, Essex
CM2 5PD
Tel. +44 12 45.46 34 63
Fax +44 12 45.46 26 46
info.co.uk@trilux.com
www.trilux.com

